



MO'DELUX

WHERE DELUXE MEETS PERFORMANCE

New generation of Induction cooking

MO'DELUX

New generation of Induction cooking

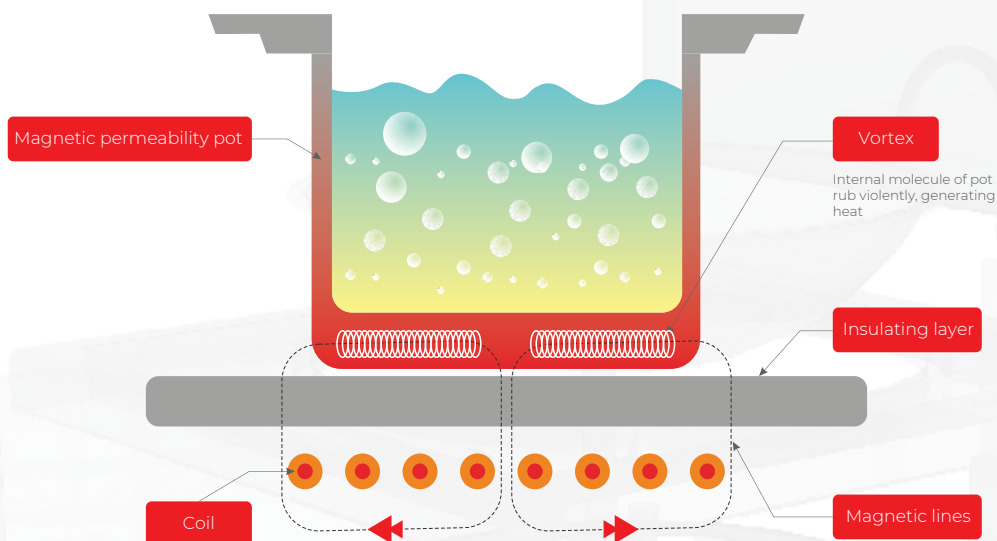
One Click Induction Solution for Various Cooking

Specialising in producing kitchen equipment for nearly 50 years, Modelux provides long term solutions to their client in both productivity and quality. Modelux Induction System is a promise to professional chefs to enjoy precise heating with simplified control, producing unmatched results and ensure consistency in their food quality.

It is proven that Modelux induction system excels in both energy saving and equipment quality with 90% of the energy generated are being precisely directed to the food. Modelux Induction System can work up to 10 years or even longer under ideal condition. Ultimately, Modelux Induction System is an exceptional addition for every commercial kitchen.



PRINCIPLE OF INDUCTION COOKER



01

Power Input



02

Core chip processor

High frequency alternating current output



03

Coil

Generate high frequency magnetic field lines.



04

Heat Output



Green and
energy saving



Intelligent
control



Multiple
protection



Temperature
monitoring




Low noise

PCB BOX


- ✓ Equipment with waterproof cooling fan.
- ✓ More advance integrated circuits to match the cooling structure design of Fluid Mechanics.
- ✓ EMC module design to prevent magnetic interference and protect power grid electrical equipment.
- ✓ The PCB Core Box adopts dual-core control system, which is independent microcomputer control system, can achieve high and precision control.
- ✓ Using PCB Core box use full sealed design, all the protection grade is IPX6
- ✓ Using the advanced technology of German "Infineon" IGBT, German "Infineon" digital signal processor, and German "Infineon" high voltage drive IC.



Three-dimensional
radiation-proof shell



Using Germany 'Infineon'
IGBT digital processor



IPX6 protection level

COIL

360 DEGREE FIRE-POWER

- ✓ Energy saving and national patent coil with high heating area
- ✓ All-directional uniform heating
- ✓ High performance, high energy efficiency



SWITCH

Equiped with emergency stop switch, one key to cut off the power one hundred thousand switch test of working life



MO'DELUX

New generation of Induction cooking

INDUCTION COOKER



MDX-TPM-B135



MDX-TPM-A335



MDX-TAM-B135

Model	MDX-TPM-B135	MDX-TPM-A335	MDX-TAM-B135
Dimension (LxWxH)(mm)	420 x (470+50) x 180	340 x (410+50) x 110	420 x (470+50) x 240
Power (kW)	3.5	3.5	3.5
Voltage (V)	220	220	220
Frequency (Hz)	50	50	50



MDX-TZL-B135



MDX-TPL-B135



MDX-TMIV-B135

Model	MDX-TZL-B135	MDX-TPL-B135	MDX-TMIV-B135
Dimension (LxWxH) (mm)	450 x 530 x 300+100	550 x 530 x 300+100	450 x 530 x 300+100
Type	Deep Fryer	Griddle	Pasta Cooker
Power (kW)	3.5	3.5	3.5
Voltage (V)	220	220	220
Frequency (Hz)	50	50	50