

# ED3-72 Display Case

CE



Drive foodservice profits with display cases from Alto-Shaam. LED lighting and mirrored back doors enhance food appearance and boost impulse sales. To not only look but taste great, food is held at optimal, precise temperatures with Halo Heat® technology and top ceramic heaters. Multiple access points and a removable back work shelf makes unloading and loading food effortless for employees. Reduce labor and cleaning time with removable back doors and side panels, and a lifting glass front.



ED3-72 with Legs



ED3(SYS)-72  
With Stationary Base

## Standard features

- Fanless, waterless Halo Heat technology
- Overhead LED lighting
- Adjustable thermostats 1-10 per heat zone for top and bottom heat
- Ceramic top heaters
- Operator-side work shelf and cutting board
- Sliding back doors with mirrored glass
- Tempered glass front with self-supported lifting mechanism
- Removable back doors and side glass panels
- One set of 4" [102mm] legs with rubber feet
- Five [5] pan zones to hold standard pan sizes [GN]
- Two [2] heat zones
- Two [2] heat-on indicator lights
- Four [4] long pan dividers [1002584]
- Five [5] short pan dividers [1002621]
- Fifteen [15] short pan dividers [11318]

## Configuration

- ED3-72 with 102mm legs and rubber feet [standard]
- ED3(SYS)-72 with stationary base

## Electrical

- 230V, 50/60 Hz, 1PH

## Options and Accessories

### Panel Color [select one]

- Black, standard
- Stainless steel, optional

### End Glass [select one]

- Clear glass, standard
- Solar bronze glass, optional..... [5011353]

### Additional

- Temperature gauge.....[GU-48153]
- Right-mounted scale platform ..... [5001307]
- Left-mounted scale platform ..... [5001308]
- Work shelf with gravy lane ..... [5005639]
- Pan insert [4" deep/100mm] ..... [1001990]
- 1/3 Pan cover-up bar ..... [1008014]
- Sheet pan divider bar package ..... [5002803]

### Extended warranty

- One-year warranty extension

Pan* Capacity		
Pan Size	Pan Dimensions**	Qty.
GN 1/1	305mm x 508mm x 64mm	5
GN 1/3	305mm x 152mm x 64mm	5
GN 1/2	305mm x 254mm x 64mm	10
GN 1/3	305mm x 152mm x 64mm	5
Full-Size Sheet Pans	457mm x 660mm x 25.4mm	3
Max. Capacity/Volume	36 kg 60 L	

\* Pans are not included with display case.  
\*\* Will also accept 100mm deep pans.

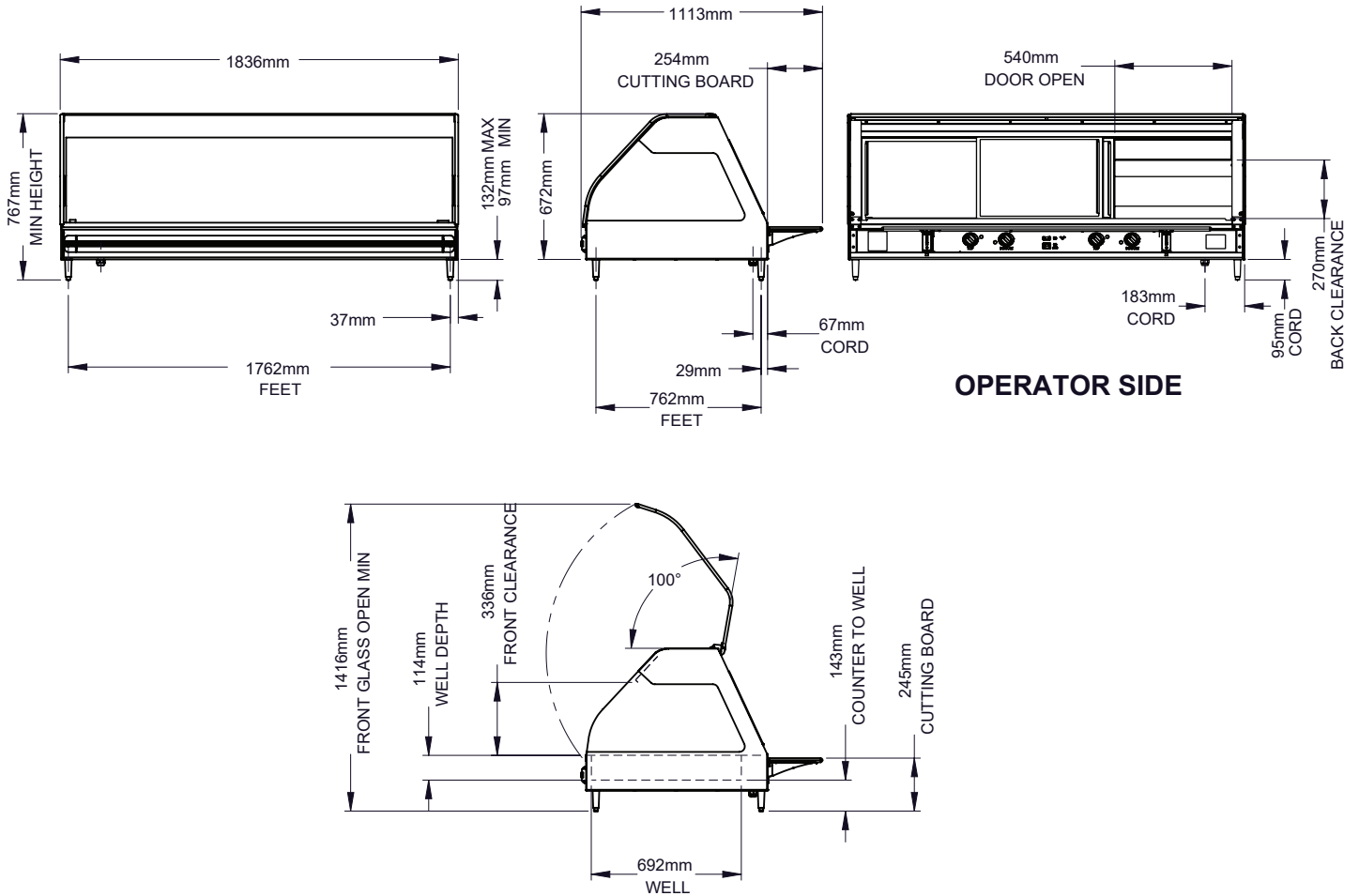


# ED3-72 Display Case



## DIMENSIONS

### ED3-72 with Legs



**Model**  
ED3-72  
Legs

**Exterior (H x W x D)**  
767mm x 1836mm x 1113mm

**Ship Dimensions (H x W x D)\***  
1143mm x 2159mm x 1397mm

**Well (W x L x D)**  
692mm x 1761mm x 114mm

**Ship Weight\***  
210 kg

**Net Weight**  
190 kg

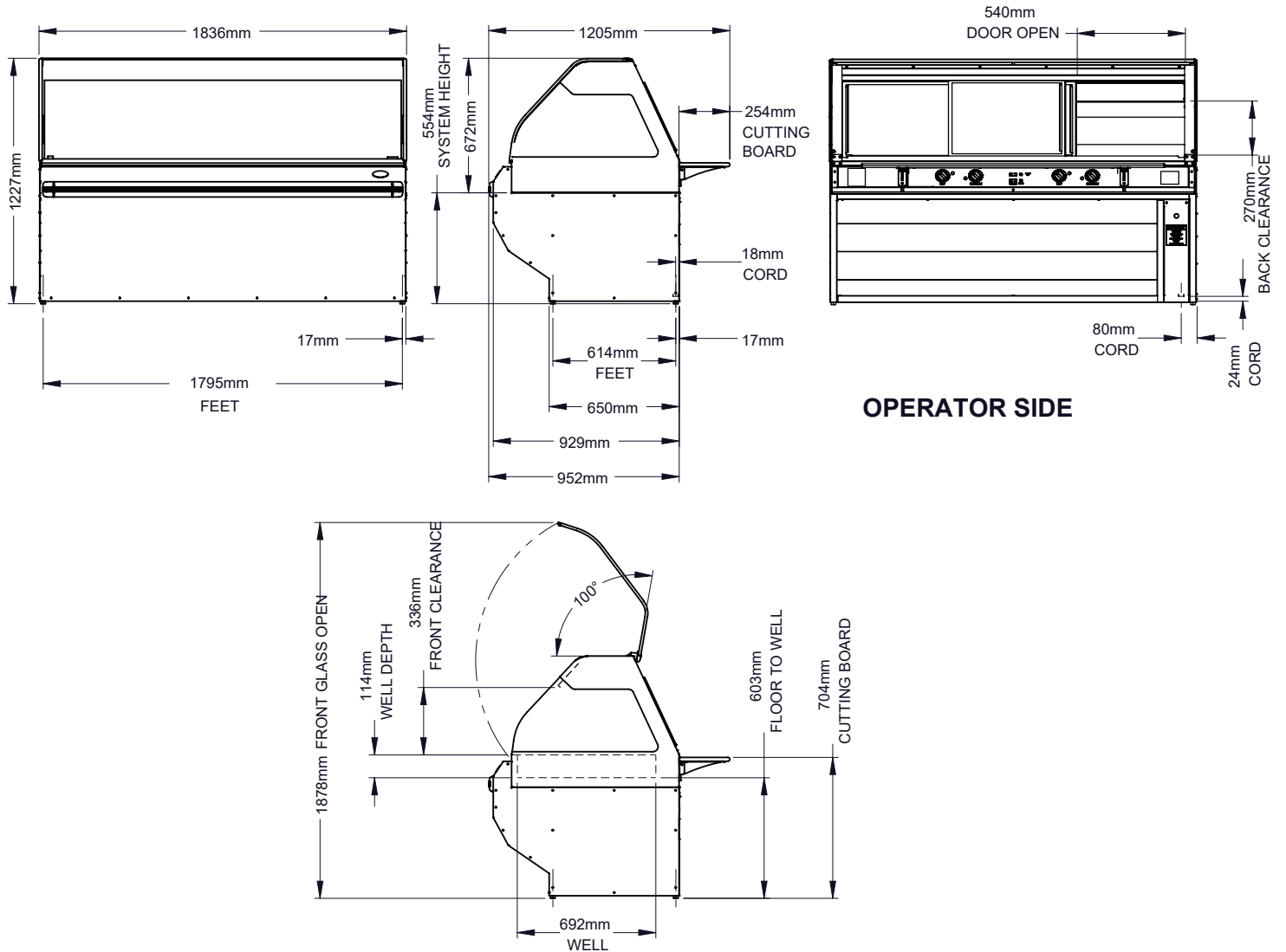
\*Contact factory for export weight and dimensions.

# ED3-72 Display Case



## DIMENSIONS

### ED3(SYS)-72 with Stationary Base



**Model**  
ED3-72  
SYS

**Exterior (H x W x D)**  
1227mm x 1836mm x 1205mm

**Well (W x L x D)**  
692mm x 1761mm x 114mm

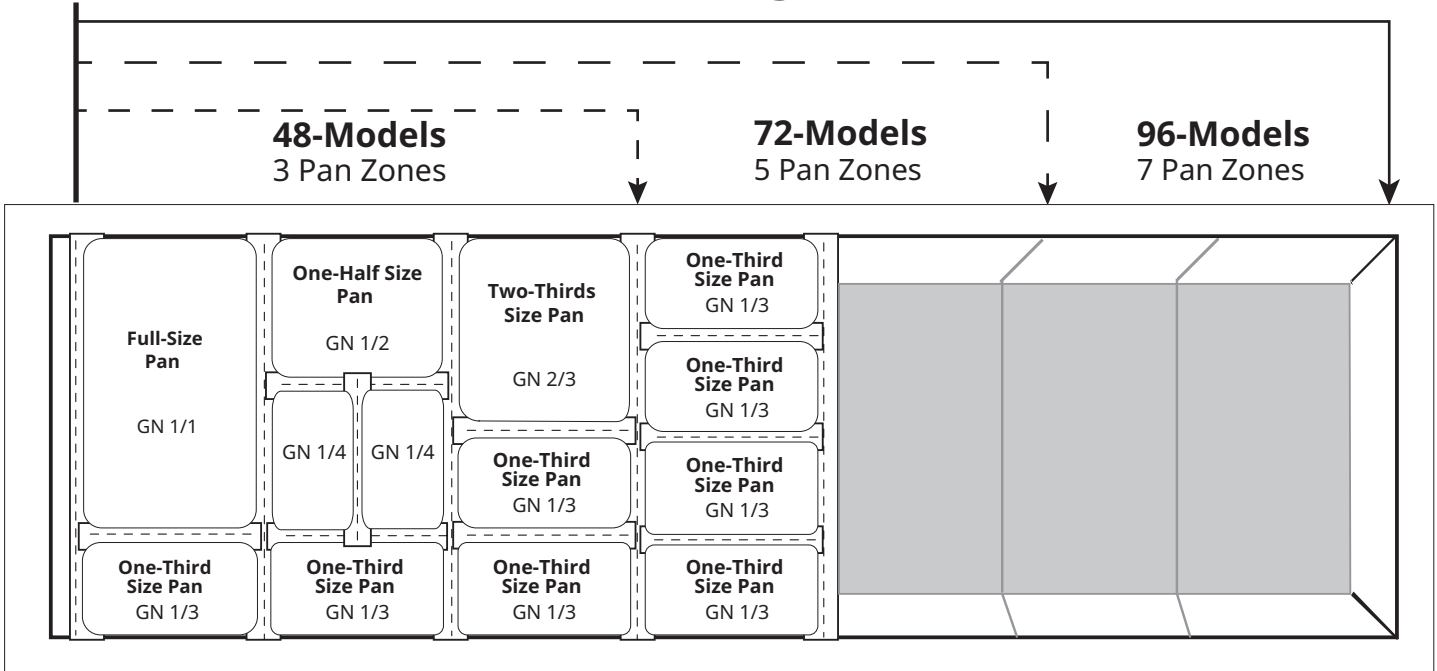
**Net Weight**  
282 kg

**Ship Dimensions (H x W x D)\***  
1651mm x 2159mm x 1397mm

**Ship Weight\***  
317 kg

\* Contact factory for export weight and dimensions.

## ED3 Pan Configurations



### REQUIREMENTS

#### Installation Requirements

- The display case must be installed level.
- The display case must not be installed in any area where it may be affected by steam, grease, dripping water, high temperatures, or any other severely adverse conditions.
- Do not install a heated display case near a cold air source such as a freezer, air conditioning vents, or in any area where outside air fluctuation can affect performance.



### HEAT

#### Heat of rejection

ED3-72	Heat Gain qs, BTU/hr	Heat Gain qs, kW
	407	0.12



### 72 Series

ED3-72 With feet	V	Ph	Hz	IEC* minimum	A	Breaker minimum	kW	Connection
230	230	1	50/60	2.5	17.4	22A	3.99	Cord, no plug

\*Recommended minimum conductor sized at 90°C and ambient 30°C.  
Electrical connections must meet all applicable federal, state, and local codes.

ED3-72 With base	V	Ph	Hz	IEC* minimum	A	Breaker minimum	kW	Connection
230	230	1	50/60	2.5	17.4	22A	3.99	Cord, no plug

\*Recommended minimum conductor sized at 90°C and ambient 30°C.  
Electrical connections must meet all applicable federal, state, and local codes.

## CONTACT US

W164 N9221 Water Street | Menomonee Falls, Wisconsin 53051 | U.S.A.  
Phone: 262.251.3800 | 800.558.8744 U.S.A./Canada | Fax: 262.251.7067 | [alto-shaam.com](http://alto-shaam.com)