



# Electrolux

## Warewashing Small Single Skin Glasswasher, 1 cycle, 30b/h

ITEM # \_\_\_\_\_

MODEL # \_\_\_\_\_

NAME # \_\_\_\_\_

SIS # \_\_\_\_\_

AIA # \_\_\_\_\_



Warewashing

Small Single Skin Glasswasher, 1 cycle, 30b/h

402079 (EGWS)

Glasswasher (small), single  
skin, 1 cycle, 30b/h

### Short Form Specification

#### Item No. \_\_\_\_\_

Unit shall be Glasswasher type hot water rinsing for rack dimension of 400\*400mm. Electrical characteristics to be 230 single phase operation with one wash cycle of 120 seconds. Rinse temperature and pressure guaranteed by built in pressure boiler. Washing performance is ensured by a powerful wash pump, revolving washing spray arms. Double skinned counter-balance door. 304 stainless steel construction to include door, frame, wash tank, wash arm and rinse arms. The unit is equipped with rinse aid dispenser and electric cable with Schuko plug.

### Main Features

- Easy service access to main components without moving the unit.
- Built-in pressure boiler sized to raise incoming water to guarantee a minimum rinsing temperature of 82 °C for sanitizing rinse. No external booster is required.
- Washing system endowed with rotating washing arms, high powered wash pump and large capacity wash tank for professional washing.
- Extra program to cold rinse beer and wine glasses providing sanitized glasses, cool enough to handle.
- Maximum capacity of 30 racks per hour.
- 120 seconds cycle.
- Simple operation control panel.
- Solid double skinned counter-balance stainless steel door with hurt-free handle in plastic.
- Equipped with single phase electrical cable and Schuko plug for easy and fast installation.

### Construction

- Robust structure thanks to stainless steel construction.
- Requires only 1 phase 230V supply.
- Internal components (arms and filter) are easy extractable.
- Completely closed on the back by a cover plate.
- Unit to feature rinse aid dispenser pump.

### Included Accessories

- 1 of Square basket for glasses, 400x400x150mm PNC 867038
- 1 of Insert for 12 saucers, 290x290x75mm PNC 867048
- 1 of Square cutlery container, 89x113x113mm PNC 867049

### Optional Accessories

- Square basket for glasses, 400x400x1100mm PNC 867039 ☐
- Inclination insert for glasses, 400x180mm PNC 867044 ☐
- Round basket for glasses, 400x180mm PNC 867047 ☐
- Square basket with angles for glasses 400x400x150 PNC 867067 ☐

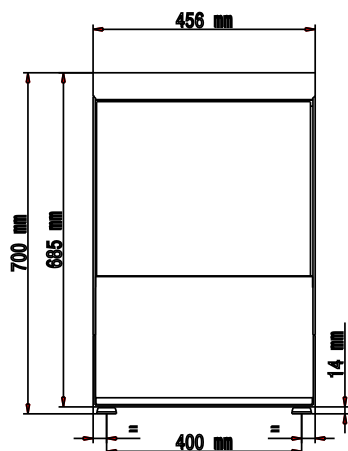
APPROVAL: \_\_\_\_\_



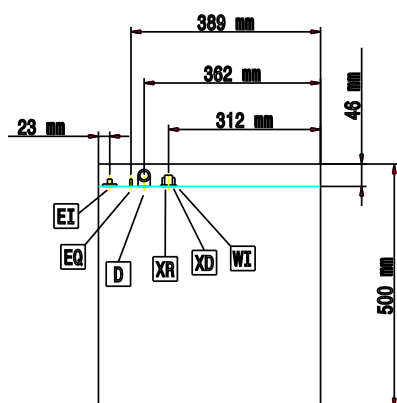
Electrolux

Warewashing  
Small Single Skin Glasswasher, 1 cycle, 30b/h

Front

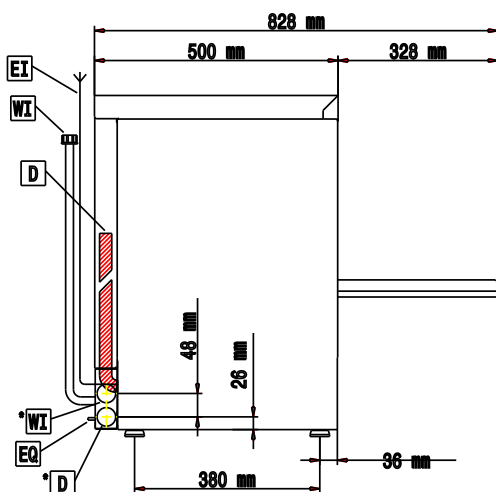


Top



- |                            |                           |
|----------------------------|---------------------------|
| AV = Air vents             | WI = Water inlet          |
| CWI = Cold Water inlet     | XD = Detergent connection |
| D = Drain                  | XR = Rinse aid connection |
| EI = Electrical connection |                           |
| EO = Electrical Outlet     |                           |
| EQ = Equipotential screw   |                           |

Side



### Electric

Supply voltage:	
402079 (EGWS)	230 V/1N ph/50 Hz
Total Watts:	2.7 kW
Boiler heating elements:	2.5 kW
Tank heating elements:	2 kW
Wash pump size:	0.2 kW

### Water:

Pressure, bar min/max:	2-5 bar
Water supply temperature:	10-65 °C
Boiler Capacity (lt):	2.5
Drain line size:	18mm
Incoming water line size:	3/4"
Washing cycle temperature:	60 °C
Washing tank capacity (lt):	16
Hot rinse cycle temperature:	82 °C
Hot rinse cycle water consumption (lt):	2

### Key Information:

N° of working cycles - sec.:	1 (120)
Baskets per hour:	30
External dimensions, Height:	700 mm
External dimensions, Width:	456 mm
External dimensions, Depth:	495 mm
Net weight:	35 kg
Shipping weight:	40 kg
Shipping height:	850 mm
Shipping width:	620 mm
Shipping depth:	590 mm
Shipping volume:	0.31 m <sup>3</sup>
Noise level:	61 dBA
Cell dimensions - width:	400 mm
Cell dimensions - depth:	400 mm
Cell dimensions - height:	290 mm