

# CAMSHELVING® BASICS series

## WHY CHOOSE BASICS?

Just because the budget is tight and storage needs are less rigorous, it doesn't mean that shelving performance and storage efficiencies should be compromised. Basics Series is made from the same high performing, strong composite material as Elements Series and has the same design features. It's lighter in weight and less in cost but still strong enough to handle light to medium storage demands.



**All Environments**  
**-36°F TO 190°F**

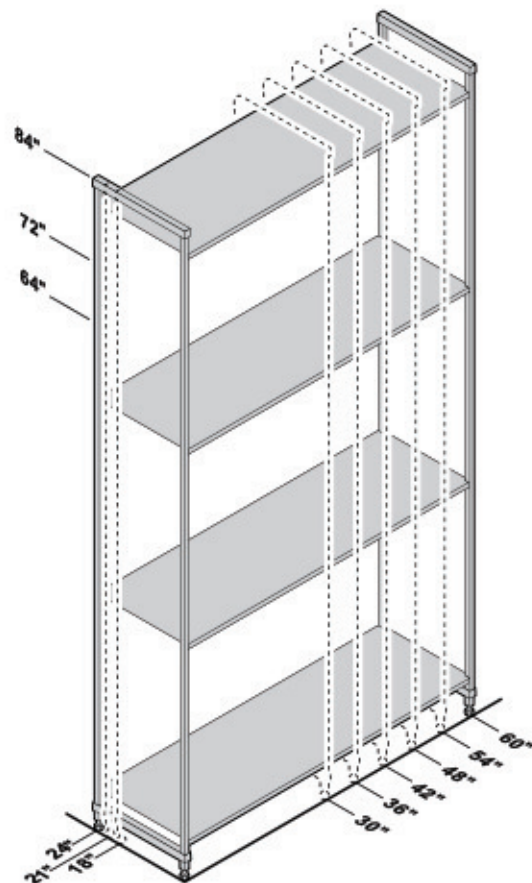
**Stationary**



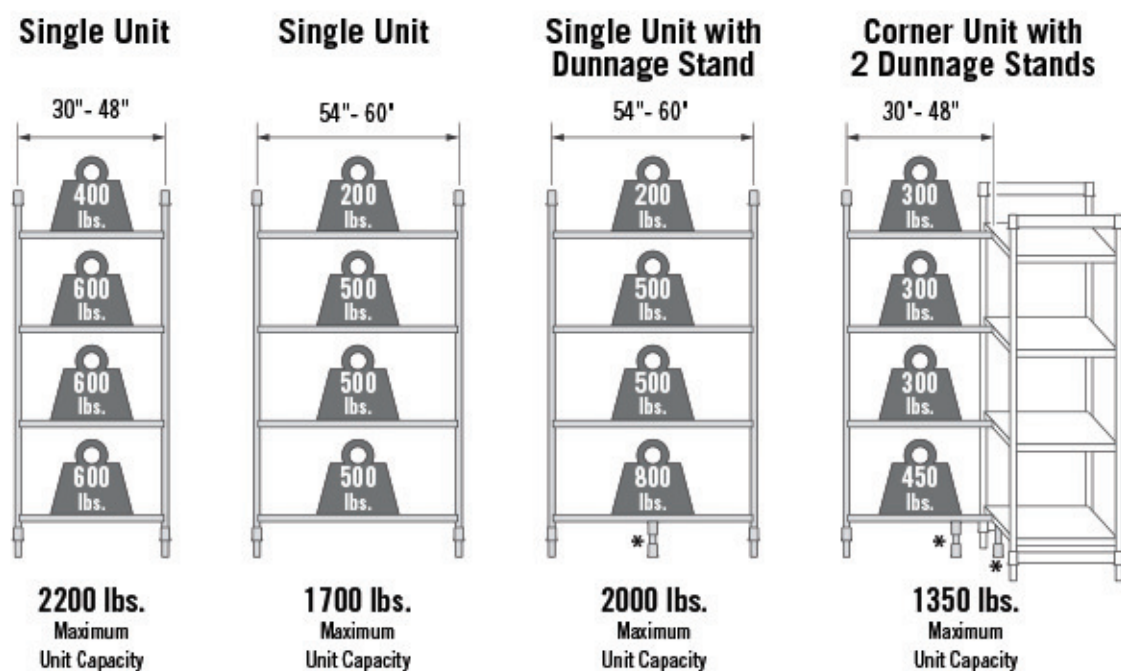
storage needs  
**LIGHT to MEDIUM**

weekly  
deliveries  
**2 – 5**

# Camshelving® Basics Series Stationary Unit Sizes



## 4 Shelf Unit Weight Bearing Chart



\* Dunnage Stands add stability and increase weight bearing capacity on bottom shelf only. Add to any shelf length. Highly recommended for Starter Units 54" and longer, all Corner Units, U-Shape Units and units specified for heavier loads (see page 10).



# Camshelving® Basics Series

## Starter, and Add-On Units

These units make ordering easy and saves time and labor during installation. Units ship complete in one box. Post kits are pre-assembled at the factory, speeding up on site set up.



## 4-Shelf Vented Stationary Starter and Add-On Units

Starter units include 2 factory assembled post kits and shelves.

Add-On units include 1 factory assembled post kit and shelves.



HEIGHTS	DEPTHS	LENGTHS	
3	3	6	
64"	18"	30"	48"
72"	21"	36"	54"
84"	24"	42"	60"

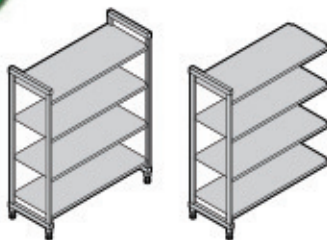
Ships in



## 4-Shelf Solid Stationary Starter and Add-On Units

Starter units include 2 factory assembled post kits and shelves.

Add-On units include 1 factory assembled post kit and shelves.



HEIGHTS	DEPTHS	LENGTHS	
3	3	6	
64"	18"	30"	48"
72"	21"	36"	54"
84"	24"	42"	60"

Ships in




## 4-Shelf Vented and Solid Stationary Starter and Add-On Units (3 vented + 1 solid)

Starter units include 2 factory assembled post kits and shelves.

Add-On units include 1 factory assembled post kit and shelves.

Install solid shelf on bottom to prevent water/cleaning solutions from sloshing up onto stored products. Install solid shelf on top to protect product stored on lower shelves from condensation in cooler.



HEIGHTS	DEPTHS	LENGTHS	
3	3	6	
64"	18"	30"	48"
72"	21"	36"	54"
84"	24"	42"	60"

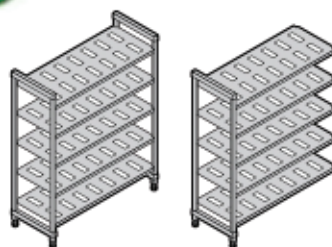
Ships in



## 5-Shelf Vented Stationary Starter and Add-On Units

Starter units include 2 factory assembled post kits and shelves.

Add-On units include 1 factory assembled post kit and shelves.



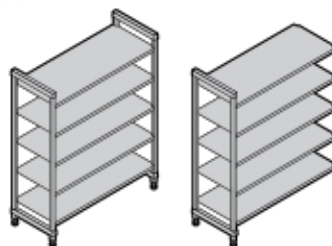
HEIGHTS	DEPTHS	LENGTHS	
3	3	6	
64"	18"	30"	48"
72"	21"	36"	54"
84"	24"	42"	60"

Ships in 1

## 5-Shelf Solid Stationary Starter and Add-On Units

Starter units include 2 factory assembled post kits and shelves.

Add-On units include 1 factory assembled post kit and shelves.



HEIGHT	DEPTHS	LENGTHS	
1	3	6	
84"	18"	30"	48"
	21"	36"	54"
	24"	42"	60"

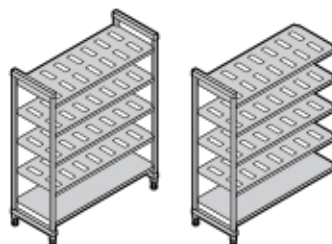
Ships in 1

## 5-Shelf Vented and Solid Stationary Starter And Add-On Units (4 vented + 1 solid)

Starter units include 2 factory assembled post kits and shelves.

Add-On units include 1 factory assembled post kit and shelves.

Install solid shelf on bottom to prevent water/cleaning solutions from sloshing up onto stored products.  
Install solid shelf on top to protect product stored on lower shelves from condensation in cooler.




HEIGHT	DEPTHS	LENGTHS	
1	3	6	
84"	18"	30"	48"
	21"	36"	54"
	24"	42"	60"

Ships in 1



Visit the Camshelving Microsite at [www.cambro.com/camshelving](http://www.cambro.com/camshelving) for product information and pricing on ALL available shelving products. View or download the Camshelving Specification and Price List. Or scan QR code.







# Camshelving® Basics Series Components

## Stationary Post Kits

Post kit includes 2 unassembled stationary posts, 1 top and bottom post connector and post connector wedges.



HEIGHTS	DEPTHS
3	3
64"	18"
72"	21"
84"	24"

Ships in  1

## Vented and Solid Shelf Kits

Available as a single shelf or kits of 4 or 5 shelves. Each kit includes shelf traverses, shelf traverse dovetails and vented or solid shelf plates.



DEPTHS	LENGTHS
3	6
*18"	30"
*21"	*36"
*24"	*42"
	*48"
	54"
	60"

\* 4 or 5 shelf kits available in these sizes only.

Ships in  1

## Shelf Traverses

Add one traverse onto back posts for extra support when placing rolling equipment under the first shelf. Traverse dovetails included.



Single Pack LENGTHS
6
30"
36"
42"
48"
54"
60"

Ships in  1

# Camshelving® Basics Series Accessories

## Bottom Shelf Dunnage Stands

Increase weight bearing capacity on bottom shelf only. Add to any shelf length. Highly recommended for starter units 54" and longer and all corner units, intermediate units and units specified for heavier load volume on and off bottom shelves.



## Corner Connectors

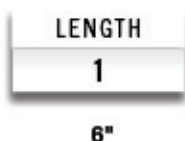
Unique patented design ensures maximum shelf space utilization. Use 1 set per shelf to connect starter and add-on units in corners. Connect 4

or 5 intermediate shelves between 2 starter units (2 sets required per shelf). Available as a single set or 8 or 10 set packs.



## Identification Tag

Clip onto shelf traverses to clearly identify stored product. Made of highly durable plastic with a clear slide in front panel. Labels included.



## Wall Fastener

Use to secure stationary shelving unit to a wall for added safety and stability where required. Made of stainless steel. Screws not included.



## Seismic Foot

Secure stationary unit posts directly to the floor for added safety and stability where required. Made of stainless steel. Bolts not included.



# Additional Camshelving® Accessories

## Camrack® Open End Tray Rack

Open end on one side for easy placement and removal of shelf plates.

HOLDS  
Shelf Plates

9



## Camshelving® Wall Shelves

Features virtually indestructible I-beam supports that hold up to 150 lbs. per shelf. Durable polypropylene withstands temperatures up to 190°F, and will not rust or corrode. Includes all hardware for installation. Easy to remove and clean without tools.

DEPTHS	LENGTHS
2	2
14"	36"
18"	48"



## Shelf Extenders

Convert empty wall space into a functional, vertical storage area. Peg strips withstand temperatures up to 190°F, and will not rust or corrode.

LENGTHS
2
36"
48"



## S-Series Dunnage Racks

Keep frozen, cold or dry inventory 12" safely off the floor. Heavy duty polypropylene is safe to -36°F, and will not rust, corrode or bend.

HEIGHT	DEPTH	LENGTHS	Weight CAPACITY
1	1	4	LBS
12"	21"	30"	1500
		36"	3000
		48"	
		60"	




## Camlink® Connectors

Securely lock dunnage racks together for greater stability.







# Camshelving


## STORAGE

### REDEFINED

INTRODUCTION

**NEW TO SHELVING?**

START HERE



**BASICS**

**PREMIUM**

**ELEMENTS**


COMPARE ALL 3

STRENGTH


**MAX WEIGHT**

Which shelf carries the right load for you?


CHECK IT OUT




CODE LOOKUP



SHELVING LAYOUTS



WATCH VIDEOS



VIEW GALLERY

**SHELVING DESIGN SERVICE. ON THE HOUSE.**

Connect with our design center to launch your Shelving For Life experience.

Home

Compare All Three

New To Shelving?

Weight Test

Code Lookup

Shelving Layouts

Videos

Gallery

Assembly

The Shelf Life: Tips & Ideas

Shelving For Life Customers

FREE Design Service

Warranty

Cambro Blog

Visit the Camshelving Microsite at [www.cambro.com/camshelving](http://www.cambro.com/camshelving) for product information and pricing on ALL available shelving products. View or download the Camshelving Specification and Price List. Or scan QR code.

